



HEALING
Art Therapy Diploma

WP5.3 Quality and Monitoring report

July 30, 2021



Erasmus+

Project acronym:	HEALING
Project full title:	Developing a Multidisciplinary Diploma on Art Therapy in Health Education
WP No & Title	WP5. Quality Control and Monitoring
Responsible partner:	NKUA
Contributing partners:	JUST, UNIVGB
Author(s):	Sofia Papakonstantinou
Distribution level:	Partnership
Total number of pages:	42
Version:	1
Language	English
Reviewed by:	External review
Status:	Final

Revision History

Version	Date	Description	Action	Page(s)
1	30/07/2021	Original document	C	42

(*) Action: C = Creation, I = Insert, U = Update, R = Replace, D = Delete

Disclaimer

This project has been co-funded by the Erasmus+ Programme of the European Union.

The information and views set out in this publication are those of the author(s) and do not necessarily reflect the official opinion of the European Union. Neither the European Union institutions and bodies nor any person acting on their behalf may be held responsible for the use which may be made of the information contained therein.

Reproduction is authorised provided the source is acknowledged.

All rights are reserved.

Copyright © HEALING Consortium, 2020-2023

CONTENTS

1.	INTRODUCTION	4
2.	POST MEETINGS' EVALUATIONS: AIMS AND PROCEDURES	4
2.1	5th Teleconference management meeting (12 April 2021)	4
2.1.1	Analysis of scaled questions	5
2.1.2	Open ended questions	8
2.2.	6th Teleconference management meeting (5 July 2021).....	9
2.2.1	Analysis of scaled questions	9
2.2.2	Open ended questions	12
3.	Deliverable evaluations	13
3.1	WP3.1. Elaboration of Capacity Building Plan & Selection Criteria	13
4.	EVENT EVALUATION	15
4.1	WP3.4 Academic workshops for transferring know-how and skills & WP6.3b Promotional material & Dissemination Days (11.03.2021)	15
4.1.1	Analysis of scaled questions	15
4.2	WP2.3 National Workshop on Curricula Development (12.03.2021)	18
4.2.1	Analysis of scaled questions	18
4.3	WP3.4 Academic workshops for transferring know-how and skills & WP6.3b Promotional material & Dissemination Days (29.05.2021)	20
4.3.1	Analysis of scaled questions	21
4.4	WP3.4 Academic workshops for transferring know-how and skills & WP6.3b Promotional material & Dissemination Days (26.06.2021)	23
4.4.1	Analysis of scaled questions	23
4.5	WP6.3b Promotional material & Dissemination Days (29.06.2021)	25
4.5.1	Analysis of scaled questions	25
4.6	WP3.4 Academic workshops for transferring know-how and skills & WP6.3b Promotional material & Dissemination Days (30.06.2021)	27
4.6.1	Analysis of scaled questions	27
4.7	WP3.4 Academic workshops for transferring know-how and skills & WP6.3b Promotional material & Dissemination Days (06.07.2021)	29
4.7.1	Analysis of scaled questions	29

4.8	WP3.4 Academic workshops for transferring know-how and skills & WP6.3b Promotional material & Dissemination Days (08.07.2021)	31
4.8.1	Analysis of scaled questions	31
4.9	WP3.4 Academic workshops for transferring know-how and skills & WP6.3b Promotional material & Dissemination Days (17.07.2021)	34
4.9.1	Analysis of scaled questions	34
5.	TRAINING EVALUATION	36
5.1	WP3.4 Academic workshops for transferring know-how and skills & & WP6.3b Promotional material & Dissemination Days (28.07.2021).....	36
5.1.1	Analysis of scaled questions	37
5.1.2	Open ended questions	41

1. INTRODUCTION

In this report, we will accumulate, analyse and summarise the results from the internal and external quality evaluations done during the 3rd 6-months (February 2021 – July 2021) of the HEALING project.

The elements that were identified and evaluated during the above period of the project were:

- Partnership online Meetings
- Deliverable Evaluations
- Event evaluations
- Training Evaluations

2. POST MEETINGS' EVALUATIONS: AIMS AND PROCEDURES

The post-meetings evaluations among project partners, aimed to measure mainly the effectiveness of the partnership meetings. After each meeting, a meeting evaluation survey must be conducted. In each survey, each partner's project representatives rate the meeting in a questionnaire, using Google Forms for the distribution to the partners.

The questionnaire used for these surveys consists of 13 questions, grouped into 3 sections, 10 of which are closed questions on 5-point Likert scale, where respondents have to give a grade between 1 and 5, with 5 being the highest (Fully Agree) and 1 the lowest (Fully Disagree), as well as 3 open-ended questions.

At the end of the questionnaire respondents are asked to declare their organisation, for the purpose of ascertaining partner participation.

During the project various online meetings have been organized in order to discuss the monitoring of progress towards completion of the deliverables and of the assigned Tasks. These short meetings that aimed to discuss specific topics have not undergone an evaluation. Overall, the meetings that have been held from the beginning of the project till present are 10.

2.1 5th Teleconference management meeting (12 April 2021)

The 5th meeting for the project *HEALING* has been evaluated. The survey was conducted amongst those who attended the Teleconference meeting that was held on April 12, 2021. A questionnaire was prepared and was delivered to the partners through Google Forms.

Partners submitted their answers during the period from April 12th, 2021 to April 15th, 2021. **Out of 24 participants in the meeting** (according to the Attendance list), **15 responses were received**, coming from all partners (**63% participation in the survey**). This is illustrated in Figure 1.

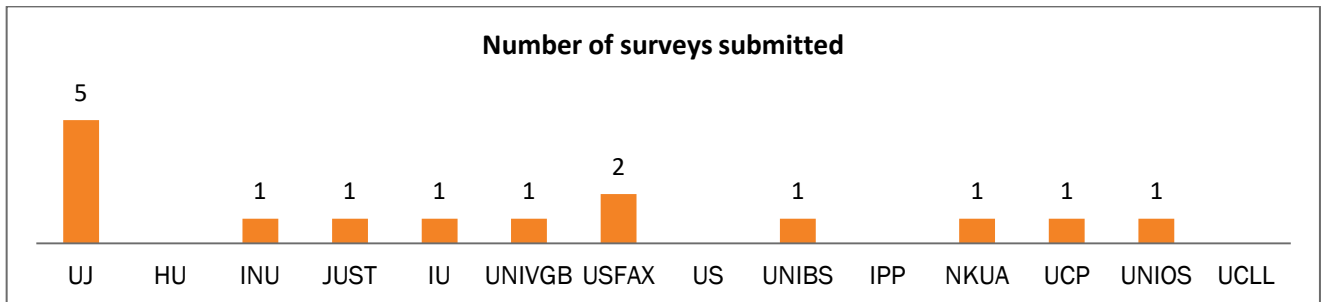


Figure 1. Number of surveys submitted (N=15)

The responses given by the participants are analysed below.

2.1.1 Analysis of scaled questions

The responses received can be found below in Table 1 and in Figures 2 and 3. Most participants responded with a positive reply, marking the responses as Agree (39%), and Fully Agree (50%) overall, for both sections. On average there was 87% agreement with the statements of the 2 sections, well above the appointed 70% threshold, suggesting that participants were overall satisfied with the effectiveness of the project meeting.

In the first section of questions, about the Meeting itself, the answers favour mostly the highest rate (Fully Agree, 49%) while Agree is at 40%. A very small percentage (7%) is Neutral and (4%) Disagree.

In the second section of questions about the perception of the Project after the meeting, the response rates are mostly Fully Agree (52%) and Agree (38%) responses, while a very small percentage (8%) is Neutral and (2%) Disagree.

Table 1. Analysis of responses on 1-5 scale for the 5th project meeting evaluation

	Count	1-Fully Disagree	2- Disagree	3- Neutral	4- Agree	5-Fully agree	weighted average
Section 1. The meeting							
The meeting was well planned and organised.	15	0 0%	1 7%	0 0%	6 40%	8 53%	88%
The agenda was balanced, focusing on all key aspects of the project.	15	0 0%	1 7%	0 0%	6 40%	8 53%	88%
The participants received all information about the meeting on time.	15	0 0%	0 0%	1 7%	5 33%	9 60%	91%
The presentations by the partners were clear and understandable.	15	0 0%	1 7%	1 7%	8 53%	5 33%	83%
Partners were able to interact with the other project's partners.	15	0 0%	0 0%	1 7%	6 40%	8 53%	89%
The timetable was respected.	15	0 0%	1 7%	3 20%	5 33%	6 40%	81%
	Avg. 1		4%	7%	40%	49%	87%
Section2. The project after the meeting							
The timescales proposed are realistic and feasible.	15	0 0%	1 7%	3 20%	5 33%	6 40%	81%
The meeting contributed positively to the progress of the project and the scheduling of the next steps.	15	0 0%	0 0%	0 0%	7 47%	8 53%	91%
The communication between the partners was effective and clear.	15	0 0%	0 0%	2 13%	5 33%	8 53%	88%
The meeting helped with the development of trust and positive attitudes among partners.	15	0 0%	0 0%	0 0%	6 40%	9 60%	92%
	Avg. 2	0%	2%	8%	38%	52%	88%
	Avg. 1,2	0%	3%	7%	39%	50%	87%

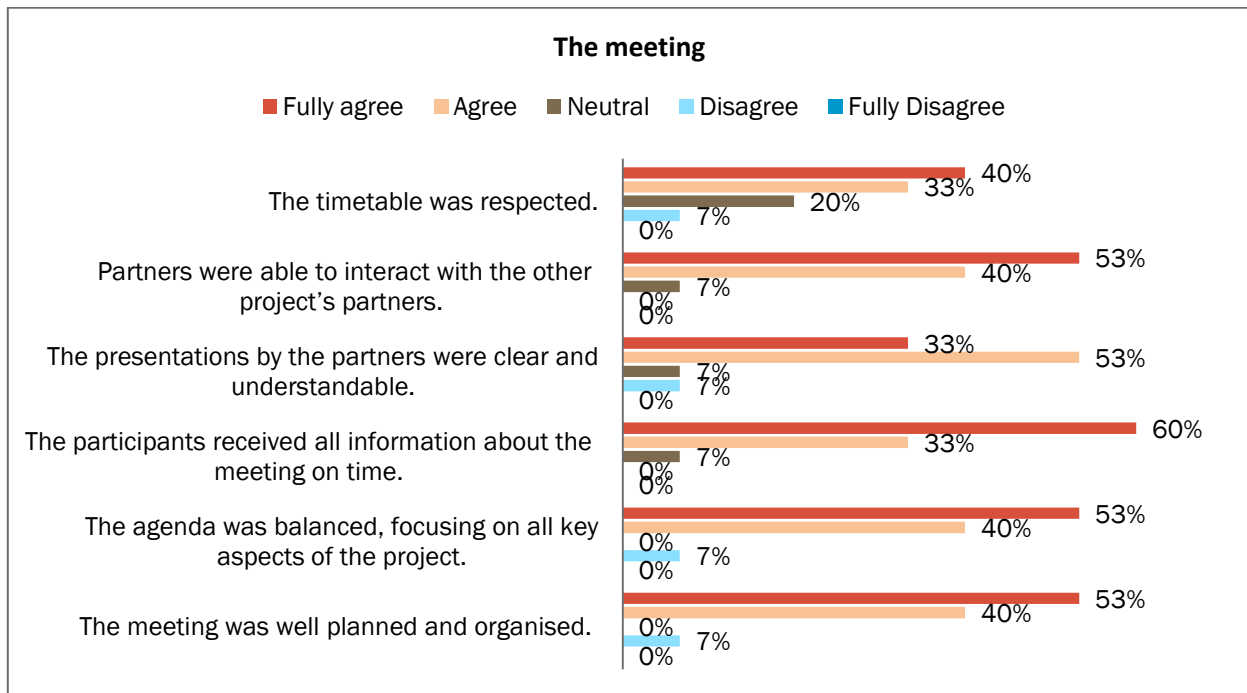


Figure 2: Analysis of responses on 1-5 scale for the 5th project meeting evaluation ("The Meeting")

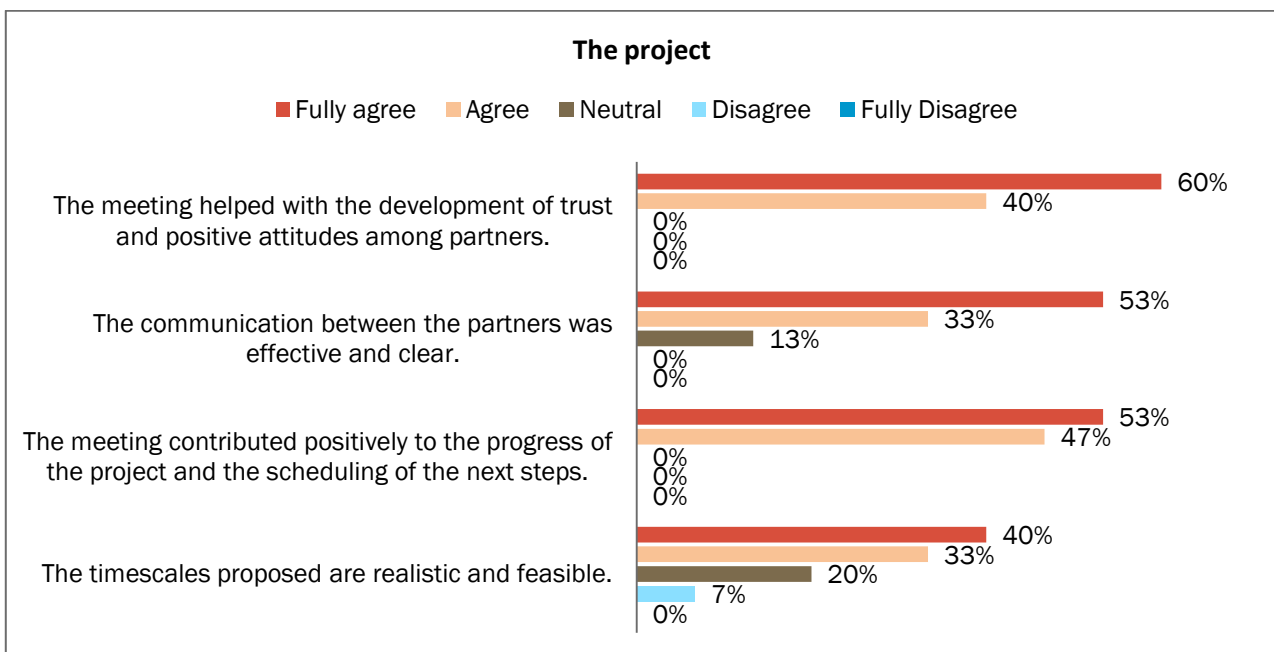


Figure 3: Analysis of responses on 1-5 scale for the 5th project meeting evaluation ("The Project after the Meeting")

As we can see from the graphs, one “Disagree” response received the following questions: “The meeting was well planned and organized”, “The agenda was balanced, focusing on all key aspects of the project”, “The presentations by the partners were clear and understandable”, “The timetable was respected” and “The timescales proposed are realistic and feasible”.

In most questions, the number of responses “Fully Agree” statement dominate over the “Agree” responses. The only exception is for question (The presentations by the partners were clear and understandable), where the Fully Agree responses received only 33%.

2.1.2 Open ended questions

In this section of the questionnaire, we asked partners about their perception of the effectiveness of the meeting to solve problems and questions, as well future obstacles. It must be noted that the following analysis concerns specific responses received, since most questions were either remained unanswered or received a general response.

The following element is still a major concern to me:

Many of respondents of this question either did not answer or gave a general answer (12/15 answers). The following analysis concerns the specific received responses.

Concerns about the exact way in which the courses material should be prepared were raised. For example one partner raised questions regarding the appropriate length of each lecture and the format that should be followed. A concern about the accreditation and the importance of physical meetings to start as long as the circumstances allow were also noted. Another issue that was mentioned was that it would be preferable and helpful all partners to receive the presentations before the meeting.

Suggestions and aspects to be improved:

Many of respondents of this question either did not answer or gave a general answer (14/15 answers). The following analysis concerns the one specific received response.

In this question only one partner has answered. According to his/her suggestion more Committee meetings should be organized in order to follow the progress of the project and make the appropriate corrections wherever is needed.

Are there any additional comments you would like to make regarding the project?

The only closing additional comment received, repeated the need of a template for the lectures to be developed.

2.2. 6th Teleconference management meeting (5 July 2021)

The 6th meeting for the project *HEALING* has been evaluated. The survey was conducted amongst those who attended the Teleconference meeting that was held on July 5, 2021. A questionnaire was prepared and was delivered to the partners through Google Forms.

Partners submitted their answers during the period from July 6th, 2021 to July 7th, 2021. **Out of 27 participants in the meeting** (according to the Attendance list), **17 responses were received**, coming from all partners (**63% participation in the survey**). This is illustrated in Figure 4.

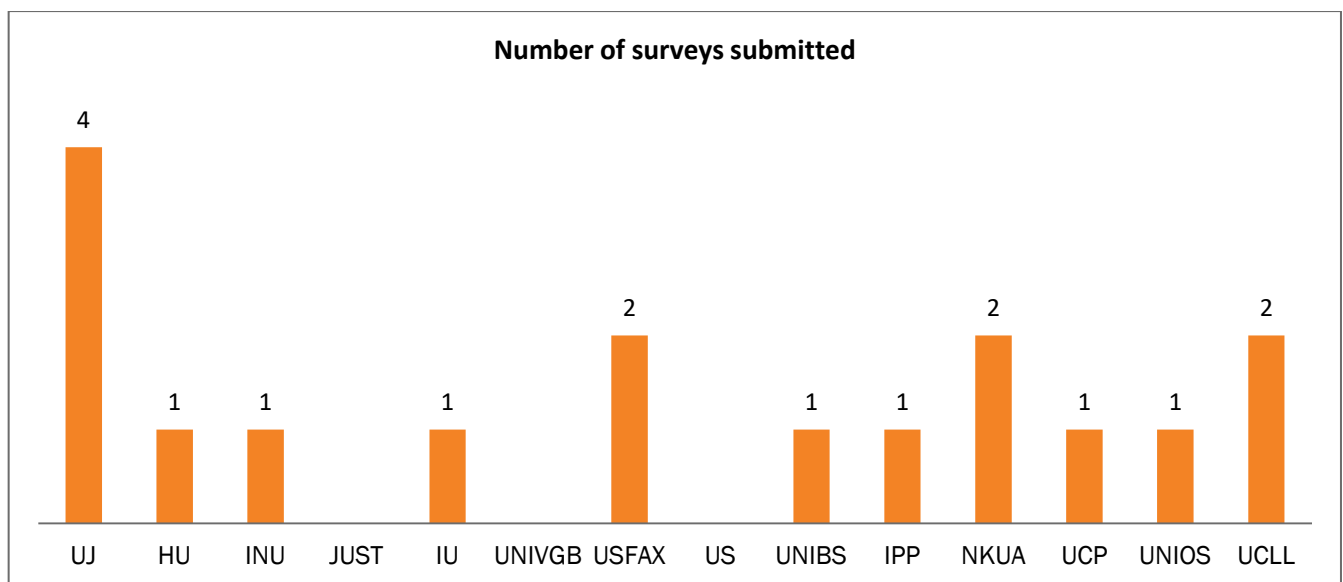


Figure 4. Number of surveys submitted (N=17)

The responses given by the participants are analysed below.

2.1.1 Analysis of scaled questions

The responses received can be found below in Table 2 and in Figures 5 and 6. Most participants responded with a positive reply, marking the responses as Agree (43%), and Fully Agree (48%) overall, for both sections. On average there was 88% agreement with the statements of the 2 sections, well above the appointed 70% threshold, suggesting that participants were overall satisfied with the effectiveness of the project meeting.

In the first section of questions, about the Meeting itself, the answers favour mostly the highest rate (Fully Agree, 52%) while Agree is at 41%. A very small percentage (5%) is Neutral and (2%) Disagree.

In the second section of questions about the perception of the Project after the meeting, the response rates are mostly Fully Agree (43%) and Agree (46%) responses, while a small percentage (10%) is Neutral and (1%) Disagree.

Table 2. Analysis of responses on 1-5 scale for the 6th project meeting evaluation

	Count	1-Fully Disagree	2- Disagree	3- Neutral	4- Agree	5-Fully agree	weighted average
Section 1. The meeting							
The meeting was well planned and organised.	17	0 0%	0 0%	1 6%	7 41%	9 53%	89%
The agenda was balanced, focusing on all key aspects of the project.	17	0 0%	0 0%	1 6%	7 41%	9 53%	89%
The participants received all information about the meeting on time.	17	0 0%	0 0%	0 0%	6 35%	11 65%	93%
The presentations by the partners were clear and understandable.	17	0 0%	0 0%	0 0%	8 47%	9 53%	91%
Partners were able to interact with the other project's partners.	17	0 0%	1 6%	0 0%	8 47%	8 47%	87%
The timetable was respected.	17	0 0%	1 6%	3 18%	6 35%	7 41%	82%
	Avg. 1		2%	5%	41%	52%	89%
Section2. The project after the meeting							
The timescales proposed are realistic and feasible.	17	0 0%	1 6%	2 12%	7 41%	7 41%	84%
The meeting contributed positively to the progress of the project and the scheduling of the next steps.	17	0 0%	0 0%	1 6%	7 41%	9 53%	89%
The communication between the partners was effective and clear.	17	0 0%	0 0%	2 12%	9 53%	6 35%	85%
The meeting helped with the development of trust and positive attitudes among partners.	17	0 0%	0 0%	2 12%	8 47%	7 41%	86%
	Avg. 2	0%	1%	10%	46%	43%	86%
	Avg. 1,2	0%	2%	7%	43%	48%	88%

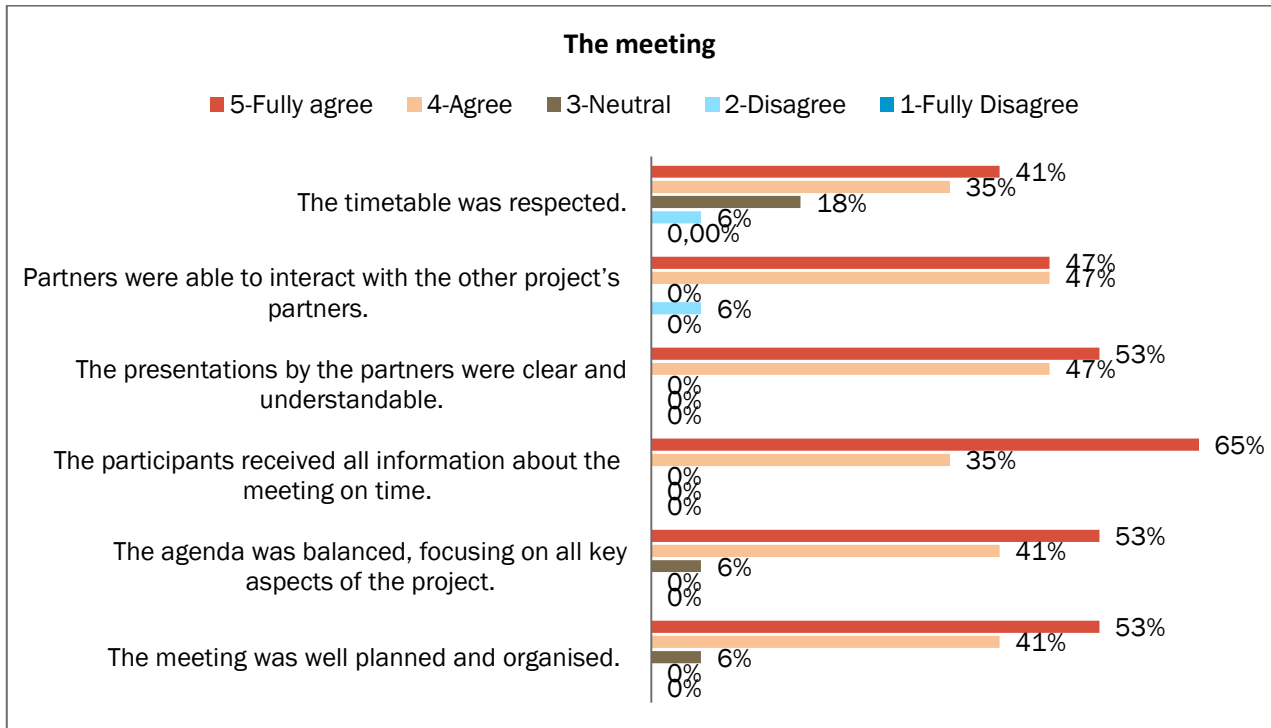


Figure 5: Analysis of responses on 1-5 scale for the 6th project meeting evaluation ("The Meeting")

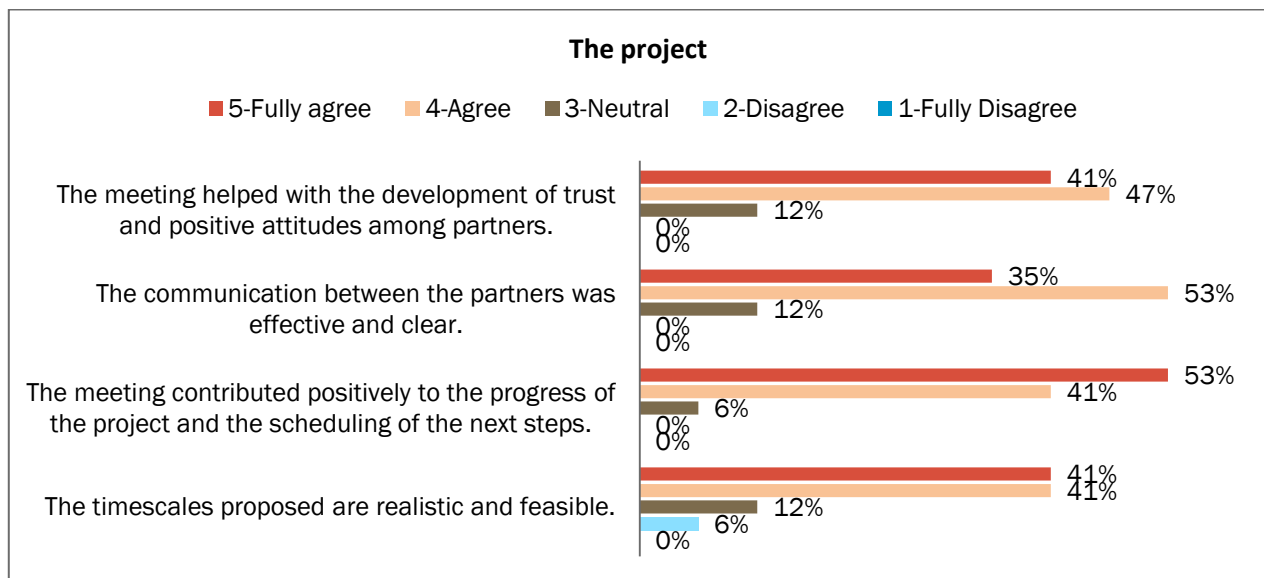


Figure 6: Analysis of responses on 1-5 scale for the 6th project meeting evaluation ("The Project after the Meeting")

As we can see from the graphs, one “Disagree” response received the following questions: “Partners were able to interact with the other project’s partners”, “The timetable was respected” and “The timescales proposed are realistic and feasible”.

In most questions, the number of responses “Fully Agree” statement dominate over or are equal the “Agree” responses. The only exception is for question (The communication between the partners was effective and clear), where the Fully Agree responses received only 35%.

2.1.2 Open ended questions

In this section of the questionnaire, we asked partners about their perception of the effectiveness of the meeting to solve problems and questions, as well future obstacles. It must be noted that the following analysis concerns specific responses received, since most questions were either remained unanswered or received a general response.

The following element is still a major concern to me:

Many of respondents of this question either did not answer or gave a general answer (11/17 answers). The following analysis concerns the specific received responses.

All the responses referred once again, as in the previous meeting survey, to concerns about the exact way in which the courses material should be prepared and the limited time that exists. Also some participants raised the issue that some partners do not respond to crucial emails about the lectures’ organization and therefore it is difficult to organize their work.

Suggestions and aspects to be improved:

Many of respondents of this question either did not answer or gave a general answer (15/17 answers). The following analysis concerns the two specific received responses.

In this question only two partners have answered. Their answers were the following:

- The project coordinator should solicit non responsive partners to be more active.
- Face to face meetings are needed

Are there any additional comments you would like to make regarding the project?

No closing additional comments were received.

3. DELIVERABLE EVALUATIONS

Document deliverables that are identified as key in the Quality Plan Spreadsheet undergo an internal evaluation process by the partners involved in the task, after the distribution of the deliverable to the partners. For each evaluation, each partner's project representatives rate the deliverable in a questionnaire, using Google Forms.

The questionnaire used consists of 4 sections. The 1st section (1. Assessment of Deliverable by the Reviewer) contains 8 Yes/No questions regarding completeness, thoroughness, and appropriateness of the work delivered. Depending on the nature of the deliverable, there is an option to omit some questions as irrelevant. The 2nd section (Suggested improvements) concerns possible changes that should be implemented - Missing information - Further improvements and the 3rd concerns possible minor corrections that need attention. Both questions guide the respondent to add the exact point (page, section, etc) of the document (or other deliverable) where the need for improvement or correction was spotted. The last section (4. Conclusion) give 3 options: A. Deliverable accepted; no changes required, B. Deliverable accepted but changes required, C. Deliverable not accepted; it must be reviewed after changes are implemented, according to which the final decision about the acceptance of the deliverable is made.

Room for observations and suggestions was also made available.

At the beginning of the questionnaire respondents are asked to declare their organisation, for the purpose of ascertaining partner participation.

3.1 WP3.1. Elaboration of Capacity Building Plan & Selection Criteria

An online questionnaire was prepared and was delivered to the partners regarding the acceptance of the deliverable of the task WP1.4 which was titled "Capacity Building Plan & Selection Criteria".

Between 13/06/2021 and 17/06/2021, the Deliverable has been evaluated. 15 responses were received. The analysis of responses can be seen below.

13% of respondents stated that they have some remarks about the format of the deliverable while one partner stated that there are some parts/elements that should be removed. Also 33% pointed that the deliverable needs the addition of elements to reach completeness. However, no further information about which sections should be improved was provided by any partner. All other questions see a 100% agreement.

All agree that the deliverable should be accepted, without modifications.

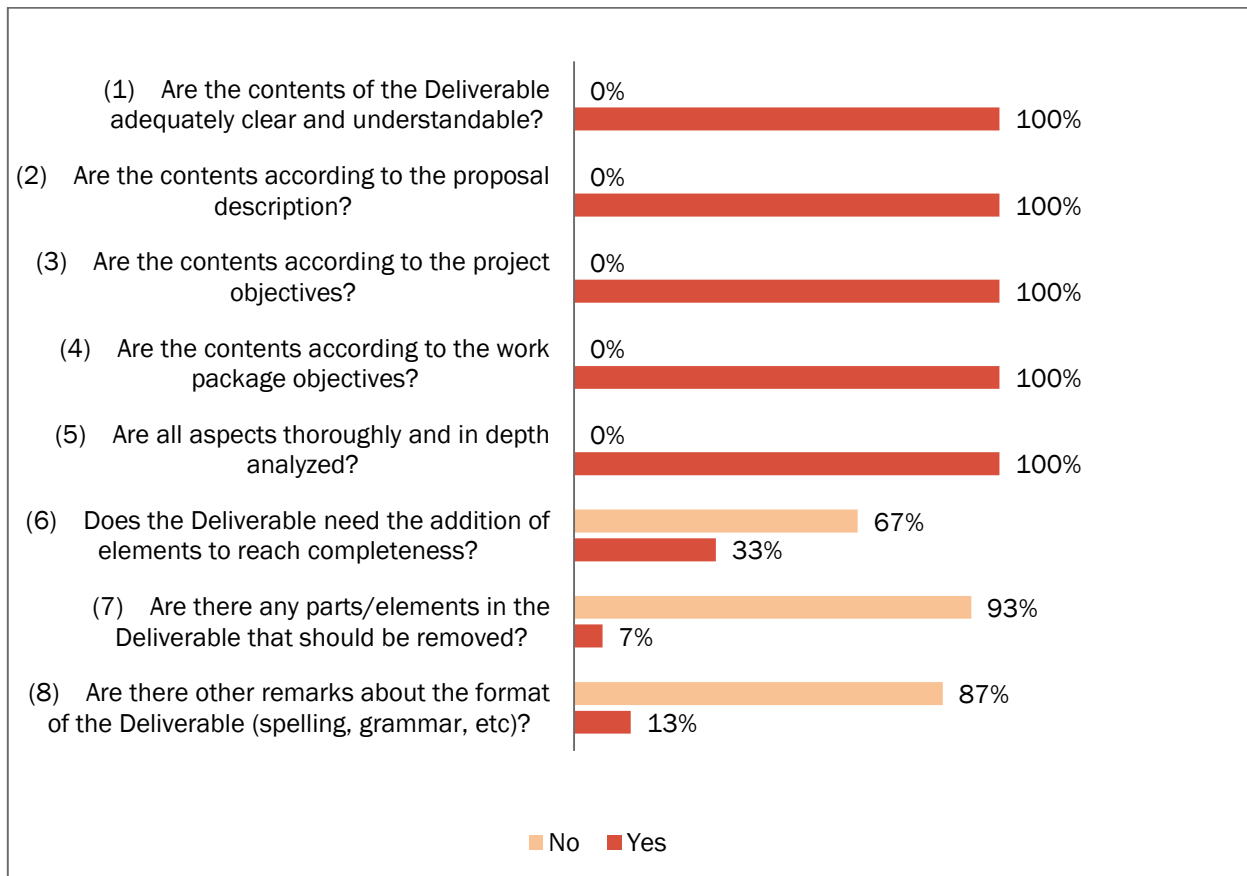


Figure 7: Analysis of responses on Yes-No scale for the deliverable evaluation (Assessment of the Deliverable)

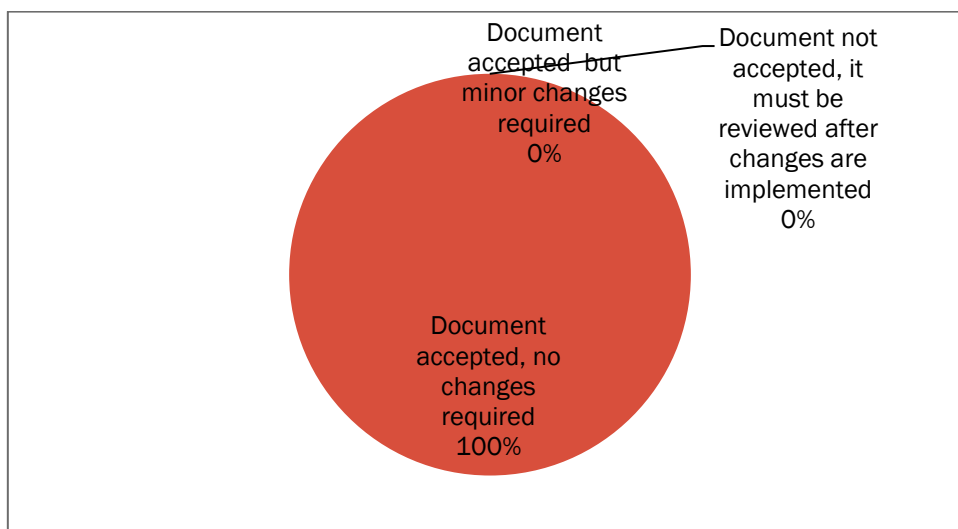


Figure 8: Analysis of responses on Acceptance or not of the Deliverable

4. EVENT EVALUATION

All Events/workshops undergo an internal evaluation process by the participants. After the end of the event, each participant is asked to rate the event in a questionnaire (using hardcopies or Google Forms). The questionnaires include closed questions as well as an open-ended question for remarks, comments and suggestions.

The questionnaire used consists of 1 section which contains approximately 10 closed questions. There is a base questionnaire regarding all event evaluations. Nevertheless, some questions are adjusted to the type, topic and scope of each event.

Room for suggestions or comments for making the program more effective was also made available.

At the beginning of the questionnaire respondents are asked to declare their organisation, for the purpose of ascertaining partner participation.

4.1 WP3.4 Academic workshops for transferring know-how and skills & WP6.3b Promotional material & Dissemination Days (11.03.2021)

A questionnaire was prepared and was delivered to the participants through Google Forms after the Academic workshop for transferring know-how and skills by the University of Sfax (USFAX) in cooperation with the University of Jordan (UJ) on 11 March 2021.

The main aim of this event was to review and approve as well as to carry out all the final work for the validation of the courses (validation procedure).

47 responses were received coming from a variety of universities from Jordan and Tunisia.

4.1.1 Analysis of scaled questions

The responses received can be found below in Figure 9 and Table 3. Most participants responded with a positive reply, marking the responses as Agree (41%), and Strongly Agree (47%), well above the appointed 70% threshold, suggesting that participants were overall satisfied with the effectiveness of the workshop.

As we can see from the graphs, the number of responses “Fully Agree” and “Agree” statement dominate over the other responses. All questions received from one to five “Neutral” responses. The most “Neutral” responses (5 responses) come for the questions: The methodologies used were effective.

Moreover four questions received “Disagree” responses by one or two participants. These questions are: “The agenda of the event was appropriate”, “The duration of the event was satisfactory”, “The methodologies used were effective” and “The event was useful and had an added value”.

Finally all questions received two to five “Fully Disagree” responses. The most “Fully Disagree” responses (5 responses) come for the question: The agenda of the event was appropriate.

Table 3. Analysis of responses on 1-5 scale for the workshop event

	Count	1-Fully Disagree	2- Disagree	3- Neutral	4- Agree	5- Fully agree	weighted average
Overall Event experience							
The event was well planned and organized.	47	4%	0%	2%	43%	51%	87%
The event met my expectations.	47	6%	0%	6%	40%	47%	84%
The presenters’ communication style kept me interested.	47	4%	0%	4%	38%	53%	87%
I feel that the event achieved its objective to present the HEALING project’s aims and activities.	47	6%	0%	6%	47%	40%	83%
The agenda of the event was appropriate.	47	11%	2%	6%	40%	40%	80%
The duration of the event was satisfactory.	47	4%	4%	4%	47%	40%	83%
The methodologies used were effective.	47	4%	4%	11%	43%	38%	81%
The event was useful and had an added value.	47	4%	2%	2%	28%	64%	89%
	Avg.	6%	2%	5%	41%	47%	84%

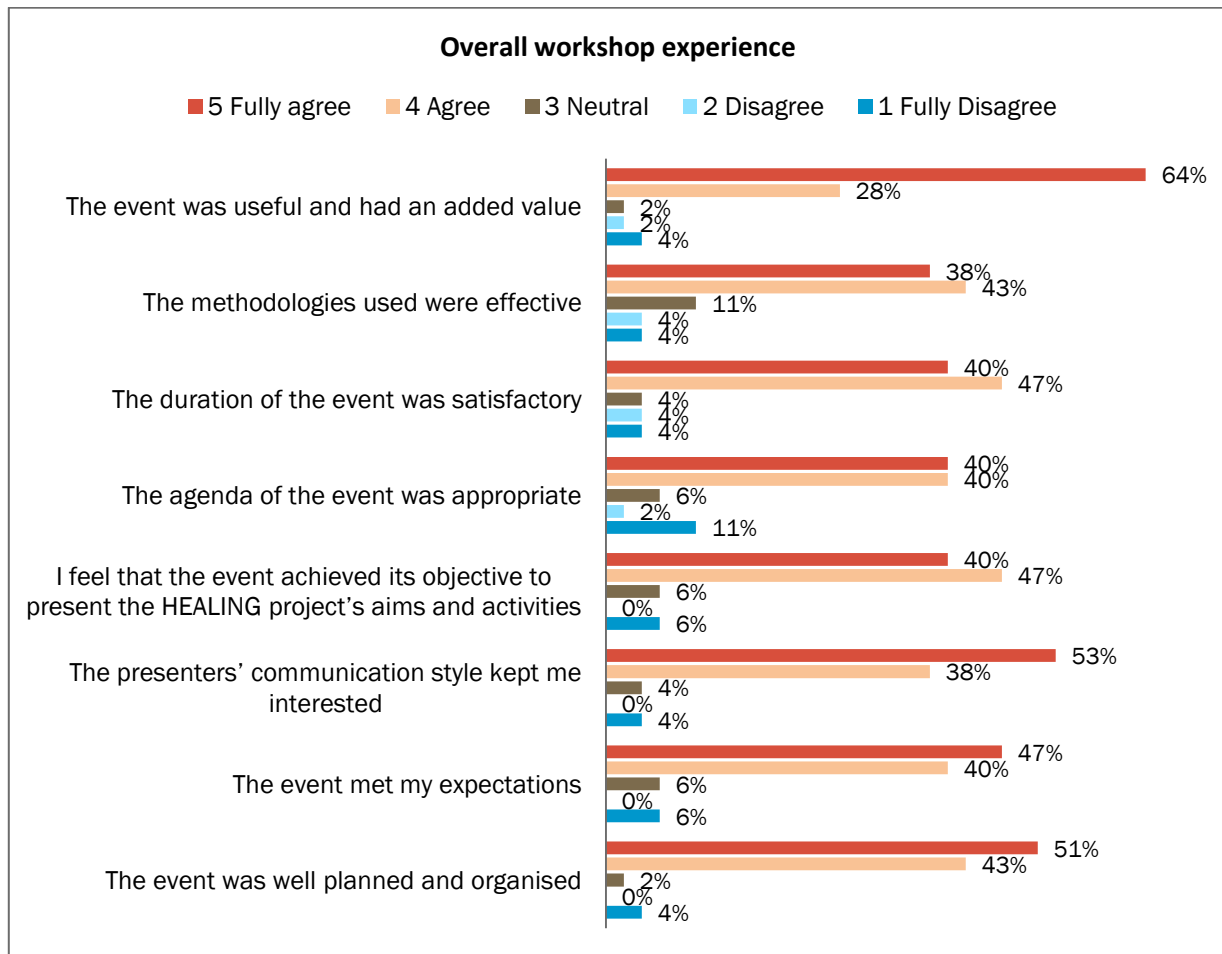


Figure 9: Analysis of responses on 1-5 scale for the Overall workshop experience

The additional comments that have been received were very positive. Some of them are the following:

- The discussion was useful and valuable
- Excellent event
- Thank you so much
- Thank you so much for this event
- Bravo and well continuation.
- Thank you very much. It was very interesting.
- I learned a lot from everyone thanks for this opportunity.
- I am so satiated especially the presentation of Mr Rami Haddad. Big thanks for all!

4.2 WP2.3 National Workshop on Curricula Development (12.03.2021)

A questionnaire was prepared and was delivered to the participants through Google Forms after the National workshop on Curricula Development that was organized by the University College Leuven Limburg (UCLL) in cooperation with the University of Jordan (UJ) on 12 March 2021.

The main aim of this event was to review and approve as well as to carry out all the final work for the validation of the courses (validation procedure).

21 responses were received. This is illustrated in Figure 10.

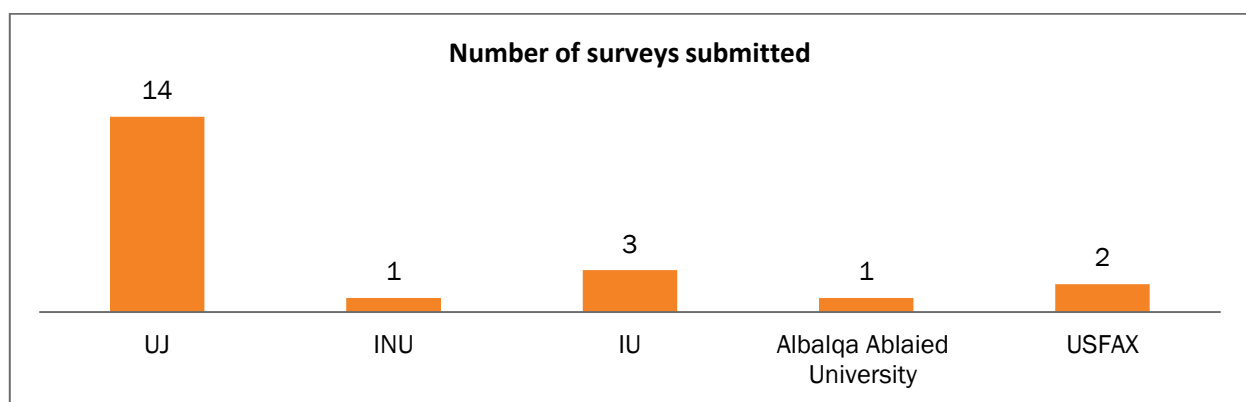


Figure 10. Number of surveys submitted (N=21)

4.2.1 Analysis of scaled questions

The responses received can be found below in Figure 10 and Table 3. Most participants responded with a positive reply, marking the responses as Agree (39%), and Strongly Agree (47%), well above the appointed 70% threshold, suggesting that participants were overall satisfied with the effectiveness of the workshop.

As we can see from the graphs, the number of responses “Fully Agree” and “Agree” statement dominate over the other responses. All questions received from one to five “Neutral” responses. The most “Neutral” responses (5 responses) come for the questions: The information presented enhanced my understanding on the subject.

Two questions received a Disagree statement by one participant. These questions are: “The length of the workshop was sufficient” and “The workshop met my expectations”.

Table 4. Analysis of responses on 1-5 scale for the workshop event

	Count	1-Fully Disagree	2- Disagree	3- Neutral	4- Agree	5- Fully agree	weighted average
Overall Training experience							
The workshop was well planned and organized.	21	0%	0%	5%	38%	57%	90%
The chosen teleconference platform was suitable.	21	0%	0%	5%	38%	57%	90%
The objectives of the workshop were clearly defined and met.	21	0%	0%	14%	43%	43%	86%
The information presented was well organised.	21	0%	0%	14%	33%	52%	88%
The length of the workshop was sufficient.	21	0%	5%	10%	38%	48%	86%
The information presented enhanced my understanding on the subject.	21	0%	0%	24%	29%	48%	85%
The workshop will be useful to me and had an added value.	21	0%	0%	19%	19%	62%	89%
The workshop met my expectations.	21	0%	5%	14%	52%	29%	81%
The presenter's communication style kept me focused and interested.	21	0%	0%	19%	57%	24%	81%
	Avg.	0%	1%	14%	39%	47%	86%

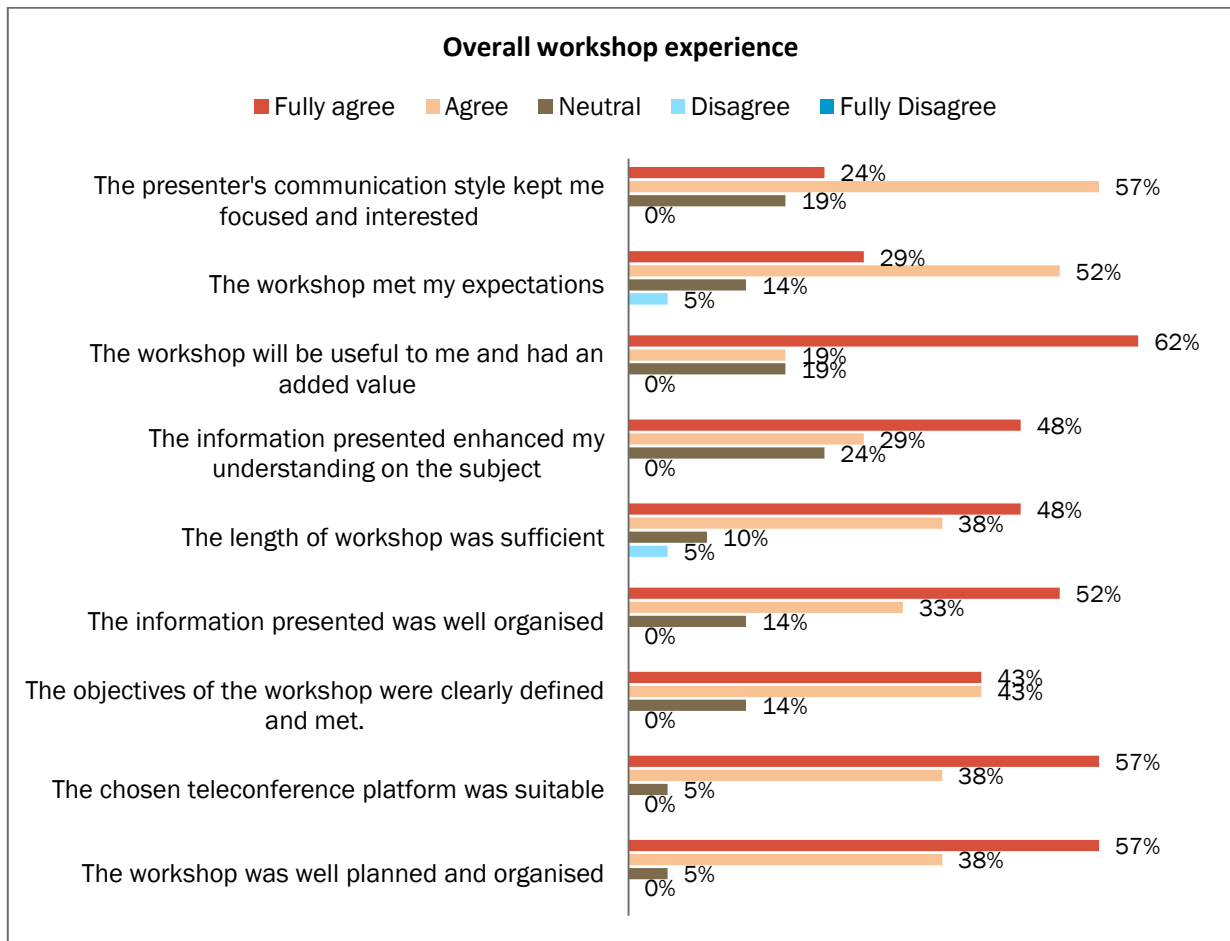


Figure 11: Analysis of responses on 1-5 scale for the Overall workshop experience

No closing additional comments were received.

4.3 WP3.4 Academic workshops for transferring know-how and skills & WP6.3b Promotional material & Dissemination Days (29.05.2021)

A questionnaire was prepared and was delivered to the participants through Google Forms after the Academic workshop for transferring know-how and skills organized by the University of Gabes (UNIVGB) in cooperation with the University of Jordan (UJ) on 29 May 2021.

The main aim of this event was to review and approve as well as to carry out all the final work for the validation of the courses (validation procedure).

13 responses were received.

4.3.1 Analysis of scaled questions

The responses received can be found below in Figure 12 and Table 5. The majority of participants responded with a positive reply, marking the responses as Agree (48%), and Strongly Agree (48%), well above the appointed 70% threshold, suggesting that participants were overall satisfied with the effectiveness of the workshop.

As we can see from the graphs, the number of responses “Fully Agree” and “Agree” statement dominate over the other responses. Only four questions received a “Neutral” response by one participant. These questions are: “The event was well planned and organized”, “The presenters’ communication style kept me interested”, “The agenda of the event was appropriate” and “The duration of the event was satisfactory”.

No question has received negative responses.

Table 5. Analysis of responses on 1-5 scale for the workshop event

	Count	1-Fully Disagree	2- Disagree	3- Neutral	4- Agree	5- Fully agree	weighted average
Overall Event experience							
The event was well planned and organized.	13	0%	0%	8%	54%	38%	86%
The event met my expectations.	13	0%	0%	0%	62%	38%	88%
The presenters’ communication style kept me interested.	13	0%	0%	8%	46%	46%	88%
I feel that the event achieved its objective to present the HEALING project’s aims and activities.	13	0%	0%	0%	54%	46%	89%
The agenda of the event was appropriate.	13	0%	0%	8%	46%	46%	88%
The duration of the event was satisfactory.	13	0%	0%	8%	46%	46%	88%
The methodologies used were effective.	13	0%	0%	0%	38%	62%	92%
The event was useful and had an added value.	13	0%	0%	0%	38%	62%	92%
	Avg.	0%	0%	4%	48%	48%	89%

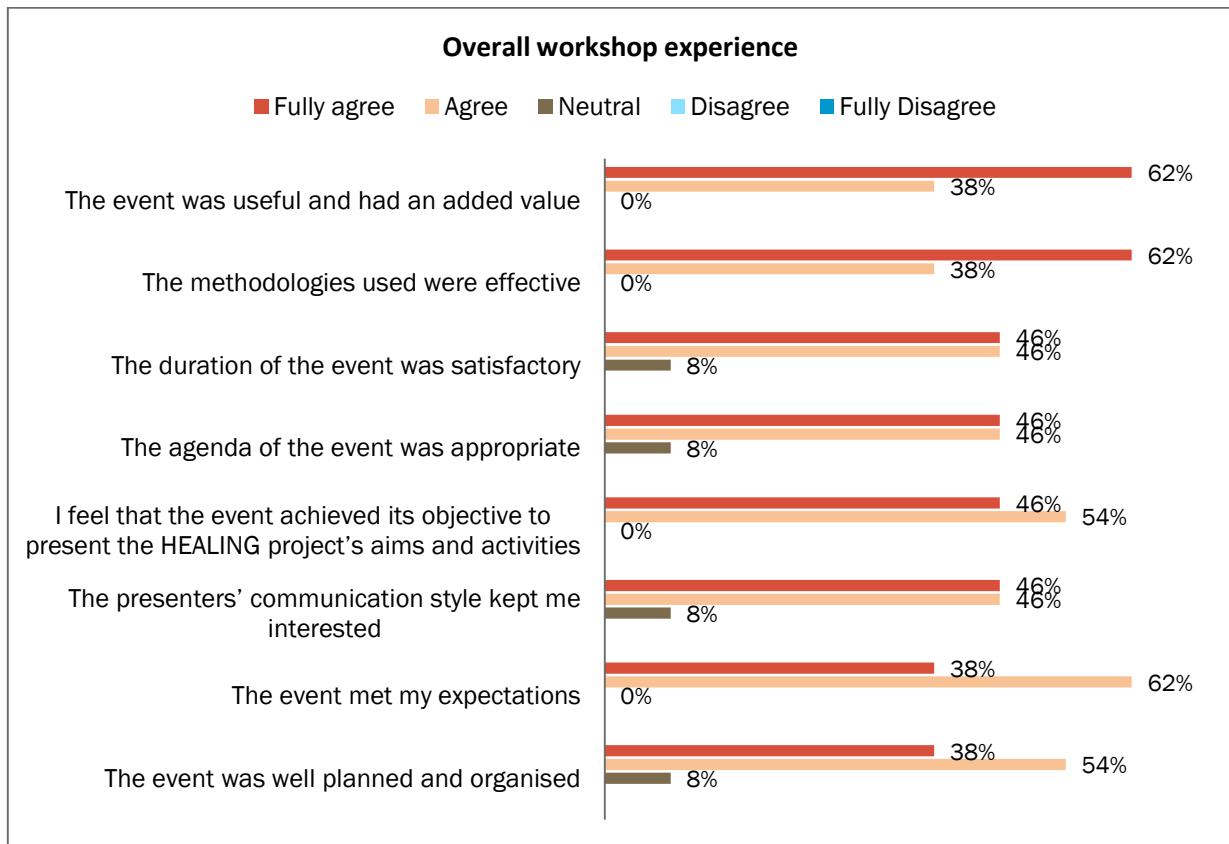


Figure 12: Analysis of responses on 1-5 scale for the Overall workshop experience

The additional comments that have been received were very positive. Some of them are the following:

- Thank you very much. It was very interesting.
- This workshop is very important through valuable input
- For any other workshops events or any updates about this project, please keep me in touch.
- The workshop was extremely enlightening and it succeeded to draw my attention to the effectiveness of Art therapy as an interdisciplinary field of study. Yet I feel there were problems of language barriers that would have been easily overcome within the presence of an interpretive translator. All in all I highly recommend implementing this innovative program as it will generate creative watersheds in institutional curriculums.

4.4 WP3.4 Academic workshops for transferring know-how and skills & WP6.3b Promotional material & Dissemination Days (26.06.2021)

A questionnaire was prepared and was delivered to the participants through Google Forms after the Academic workshop for transferring know-how and skills organized by the Isra'a University (IU) on 26 June 2021.

The main aim of this event was to review and approve as well as to carry out all the final work for the validation of the courses (validation procedure).

127 responses were received.

4.4.1 Analysis of scaled questions

The responses received can be found below in Figure 13 and Table 6. The majority of participants responded with a positive reply, marking the responses as Agree (21%), and Strongly Agree (79%), well above the appointed 70% threshold, suggesting that participants were overall satisfied with the effectiveness of the workshop.

Only three questions received a “Neutral” response by one participant. These questions are: “The presenters’ communication style kept me interested”, “I feel that the event achieved its objective to present the HEALING project’s aims and activities” and “The methodologies used were effective”.

No question has received negative responses.

Table 6. Analysis of responses on 1-5 scale for the workshop event

	Count	1-Fully Disagree	2- Disagree	3- Neutral	4- Agree	5- Fully agree	weighted average
Overall Event experience							
The event was well planned and organized.	127	0%	0%	0%	13%	87%	97%
The event met my expectations.	127	0%	0%	0%	25%	75%	95%
The presenters’ communication style kept me interested.	127	0%	0%	1%	16%	83%	97%
I feel that the event achieved its objective to present the HEALING project’s aims and activities.	127	0%	0%	1%	24%	75%	95%
The agenda of the event was appropriate.	127	0%	0%	0%	26%	74%	95%
The duration of the event was satisfactory.	127	0%	0%	0%	28%	72%	94%

	Count	1-Fully Disagree	2- Disagree	3- Neutral	4- Agree	5- Fully agree	weighted average
The methodologies used were effective.	127	0%	0%	1%	19%	80%	96%
The event was useful and had an added value.	127	0%	0%	0%	16%	84%	97%
	Avg.	0%	0%	0%	21%	79%	96%

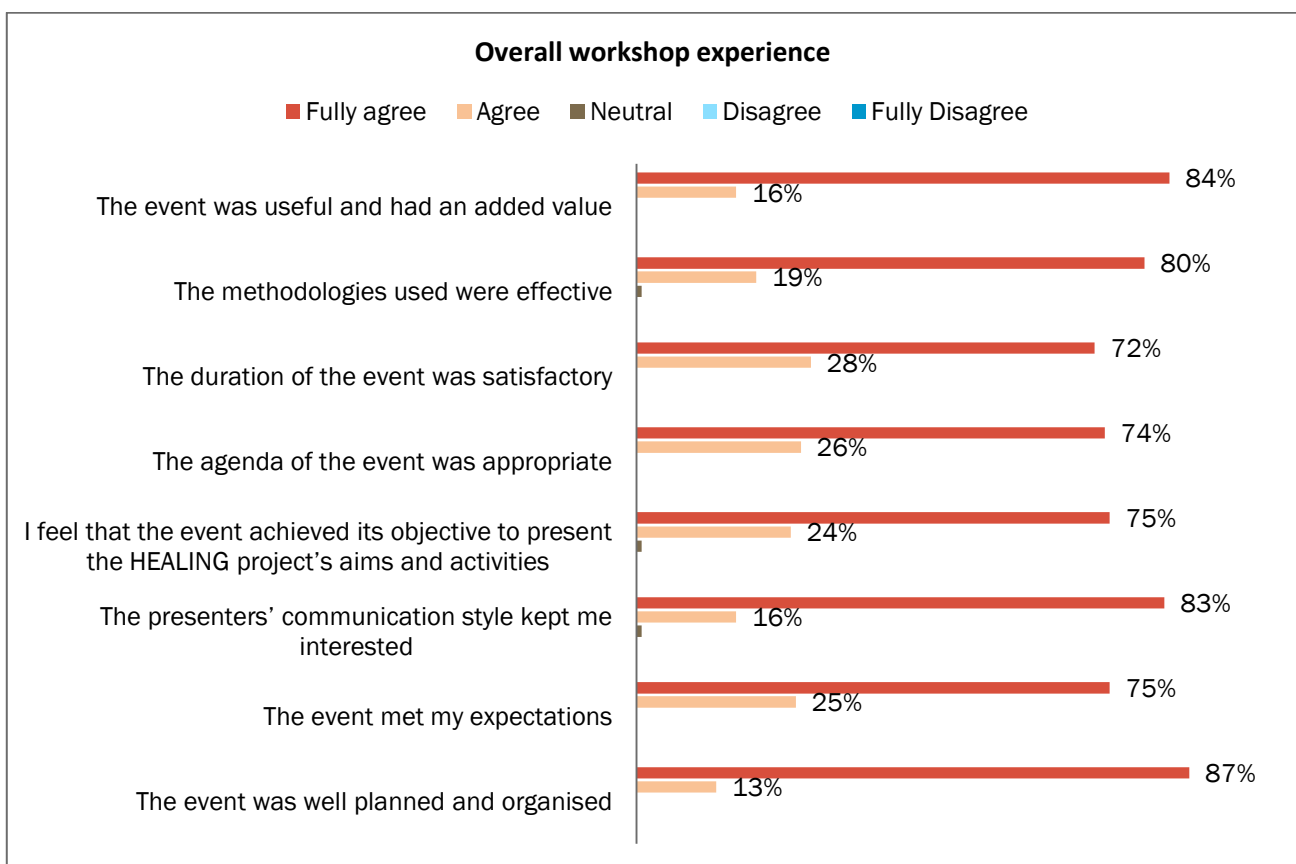


Figure 13: Analysis of responses on 1-5 scale for the Overall workshop experience

The additional comments that have been received were very positive. The majority of participants mentioned how useful the workshop was, well organized and that they would like to be informed about other workshops in the future.

4.5 WP6.3b Promotional material & Dissemination Days (29.06.2021)

A questionnaire was prepared and was delivered to the participants through Google Forms after the Dissemination event organised by the University of Sfax on 29 June 2021.

The main aim of this event was the presentation of the project Healing to Computer sciences teachers of the Faculty of Economics and Management of Sfax. Moreover main objective was to represent and encourage the development of Arts Therapy education in partner countries to introduce the audience about the importance of art therapy.

11 responses were received.

4.5.1 Analysis of scaled questions

The responses received can be found below in Figure 14 and Table 7. Almost all of participants responded with a positive reply, marking the responses as Agree (45%), and Strongly Agree (53%), well above the appointed 70% threshold, suggesting that participants were overall satisfied with the effectiveness of the workshop.

Only one questions received a “Neutral” response by one participant. The question is: “The agenda of the event was appropriate”.

No question has received negative responses.

Table 7. Analysis of responses on 1-5 scale for the dissemination event

	Count	1-Fully Disagree	2- Disagree	3- Neutral	4- Agree	5- Fully agree	weighted average
Overall Event experience							
The event was well planned and organized.	11	0%	0%	0%	27%	73%	95%
The event met my expectations.	11	0%	0%	0%	64%	36%	87%
The presenters’ communication style kept me interested.	11	0%	0%	0%	64%	36%	87%
I feel that the event achieved its objective to present the HEALING project’s aims and activities.	11	0%	0%	0%	55%	45%	89%
The agenda of the event was appropriate.	11	0%	0%	9%	55%	36%	85%
The duration of the event was satisfactory.	11	0%	0%	0%	36%	64%	93%

	Count	1-Fully Disagree	2- Disagree	3- Neutral	4- Agree	5- Fully agree	weighted average
The methodologies used were effective.	11	0%	0%	0%	36%	64%	93%
The event was useful and had an added value.	11	0%	0%	0%	27%	73%	95%
Avg.		0%	0%	1%	45%	53%	90%

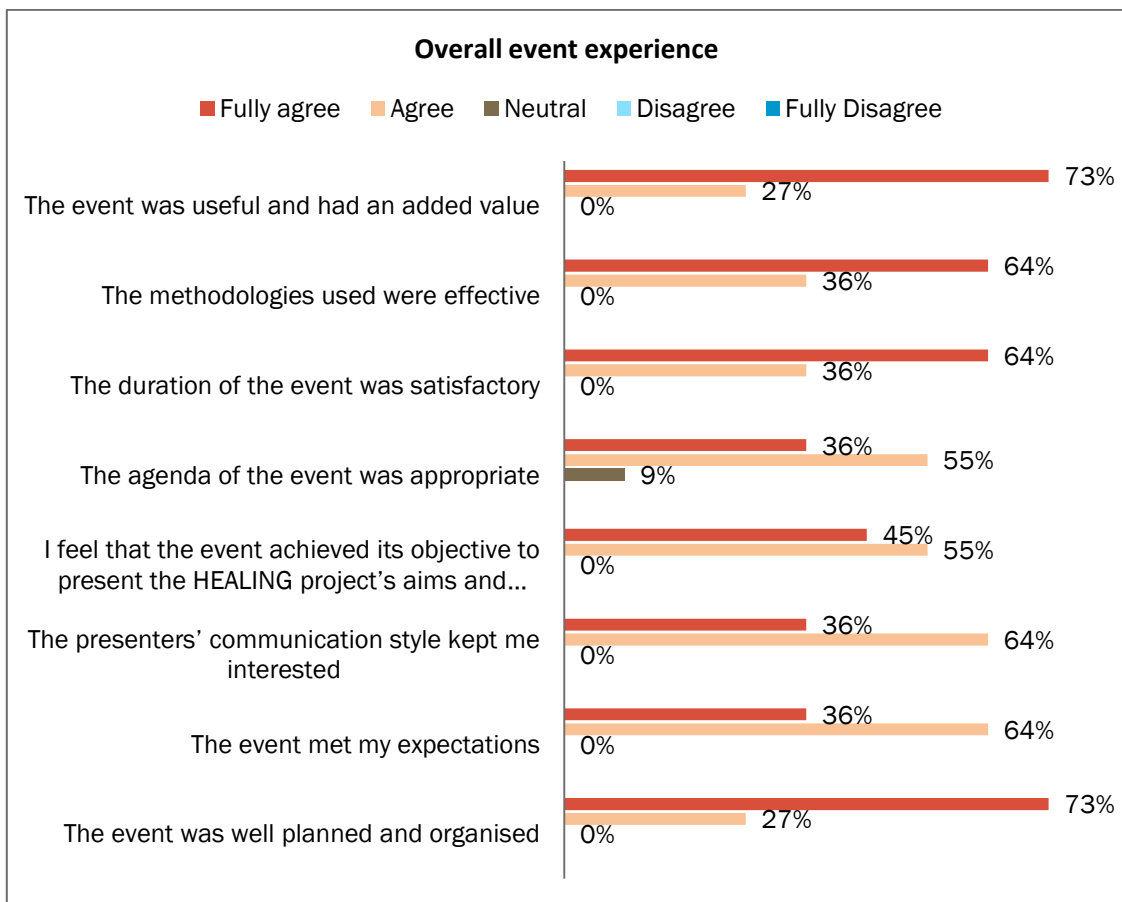


Figure 14: Analysis of responses on 1-5 scale for the Overall event experience

One participant made a comment regarding the very well and helpful content and structure of the presentations.

4.6 WP3.4 Academic workshops for transferring know-how and skills & WP6.3b Promotional material & Dissemination Days (30.06.2021)

A questionnaire was prepared and was delivered to the participants through Google Forms after the workshop event organised by the Irbid National University on 30 June 2021.

The main aim of this event was to review and approve as well as to carry out all the final work for the validation of the courses (validation procedure).

45 responses were received.

4.6.1 Analysis of scaled questions

The responses received can be found below in Figure 15 and Table 8. Almost all of participants responded with a positive reply, marking the responses as Agree (31%), and Strongly Agree (69%), well above the appointed 70% threshold, suggesting that participants were overall satisfied with the effectiveness of the workshop.

Only one question received a “Neutral” response by one participant. The question is: “The presenters’ communication style kept me interested”. No question has received negative responses.

Table 8. Analysis of responses on 1-5 scale for the workshop event

	Count	1-Fully Disagree	2- Disagree	3- Neutral	4- Agree	5- Fully agree	weighted average
Overall Event experience							
The event was well planned and organized.	45	0%	0%	0%	36%	64%	93%
The event met my expectations.	45	0%	0%	0%	27%	73%	95%
The presenters’ communication style kept me interested.	45	0%	0%	2%	44%	53%	90%
I feel that the event achieved its objective to present the HEALING project’s aims and activities.	45	0%	0%	0%	24%	76%	95%
The agenda of the event was appropriate.	45	0%	0%	0%	29%	71%	94%
The duration of the event was satisfactory.	45	0%	0%	0%	33%	67%	93%
The methodologies used were effective.	45	0%	0%	0%	31%	69%	94%
The event was useful and had an added value.	45	0%	0%	0%	20%	80%	96%
	Avg.	0%	0%	0%	31%	69%	94%

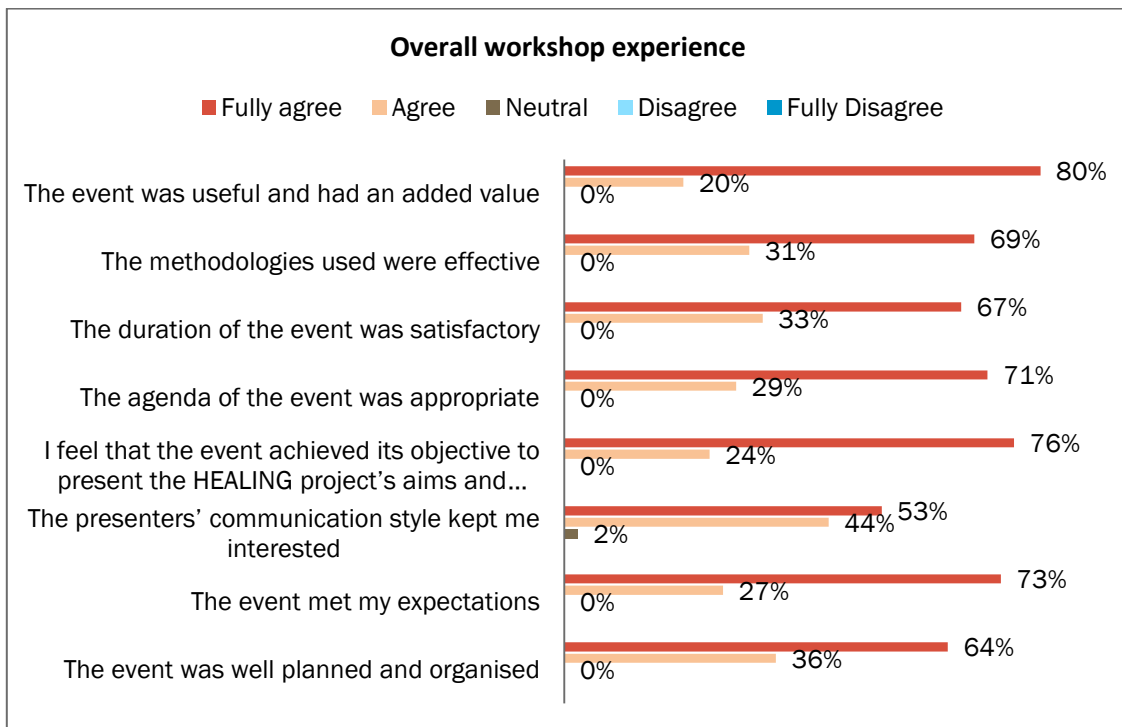


Figure 15: Analysis of responses on 1-5 scale for the Overall workshop experience

The additional comments that were received are the following:

- A distinctive and wonderful addition from the University of Irbid with the participating parties
- Very interesting and useful workshop
- A purposeful course and valuable information, thank you
- God bless you
- Valuable lecture with golden information, thank you very much
- And may God grant you wellness
- Music therapy was used by me for the players of the Jordanian national athletics team to remove fear and anxiety in the competition stage, especially during the competition
- May God give you a thousand well-being
- I thank Irbid Private University for a beautiful and interesting workshop
- A very nice workshop with great benefit and valuable information through specialists who present information in an interesting manner on a topic that is almost unknown to the majority.
- Art therapy is a scientific field that embodies the duality of tradition and modernity, science and knowledge. Scholars and philosophers of the Arab-Islamic civilization had a systematic enrichment in employing music as a treatment, and an impact on the soul and the body.

4.7 WP3.4 Academic workshops for transferring know-how and skills & WP6.3b Promotional material & Dissemination Days (06.07.2021)

A questionnaire was prepared and was delivered to the participants through Google Forms after the workshop event organised by the Irbid National University on 6 July 2021.

The main aim of this event was to review and approve as well as to carry out all the final work for the validation of the courses (validation procedure).

92 responses were received.

4.7.1 Analysis of scaled questions

The responses received can be found below in Figure 16 and Table 9. Almost all of participants responded with a positive reply, marking the responses as Agree (13%), and Strongly Agree (86%), well above the appointed 70% threshold, suggesting that participants were overall satisfied with the effectiveness of the workshop.

Three questions received a “Neutral” response by one participant. The questions were: “The presenters’ communication style kept me interested”, “The agenda of the event was appropriate” and “The event was useful and had an added value”.

No question has received negative responses.

Table 9. Analysis of responses on 1-5 scale for the workshop event

	Count	1-Fully Disagree	2- Disagree	3- Neutral	4- Agree	5- Fully agree	weighted average
Overall Event experience							
The event was well planned and organized.	92	0%	0%	0%	11%	89%	98%
The event met my expectations.	92	0%	0%	0%	20%	80%	96%
The presenters’ communication style kept me interested.	92	0%	0%	1%	10%	89%	98%
I feel that the event achieved its objective to present the HEALING project’s aims and activities.	92	0%	0%	0%	11%	89%	98%
The agenda of the event was appropriate.	92	0%	0%	1%	13%	86%	97%
The duration of the event was satisfactory.	92	0%	0%	0%	13%	87%	97%

	Count	1-Fully Disagree	2- Disagree	3- Neutral	4- Agree	5- Fully agree	weighted average
The methodologies used were effective.	92	0%	0%	0%	15%	85%	97%
The event was useful and had an added value.	92	0%	0%	1%	13%	86%	97%
	Avg.	0%	0%	0%	13%	86%	97%

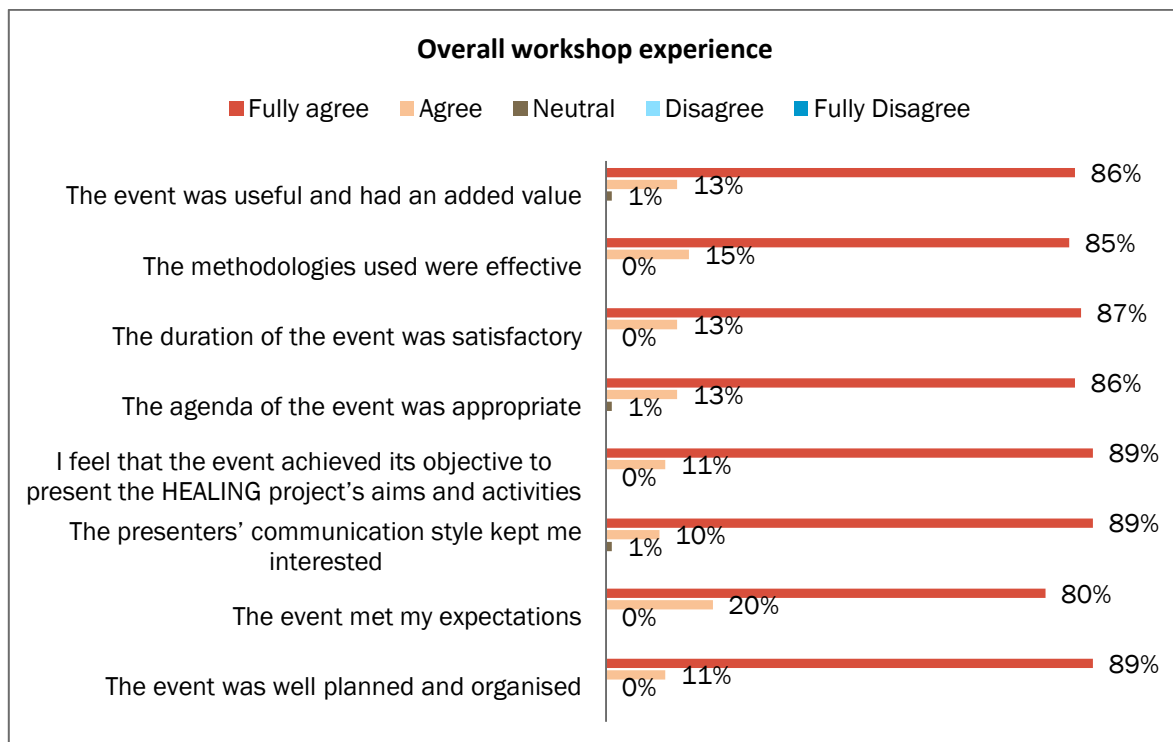


Figure 16: Analysis of responses on 1-5 scale for the Overall workshop experience

The additional comments that were received are the following:

- Very beautiful and wonderful
- Thank you to all those involved in art therapy, today the topic was wonderful and we learned and benefited from many things. Thank you so much
- Nothing is so beautiful
- Continuation
- I wish you success and progress
- Good luck
- Thank you very much for this beautiful and useful work

- great session
- A wonderful and purposeful workshop
- A wonderful and purposeful workshop
- Doctor's efforts are very colossal... may God give you a thousand health
- I wish you would continue with the workshops and initiatives during the summer vacation, and I hope that we will have a close meeting at Isra University while taking all necessary precautions to prevent corona virus. Walaa Abdel Qader, Faculty of Science, specializing in chemistry. All thanks and good health.
- Good luck is always your ally Art therapy is a scientific field that embodies the duality of tradition and modernity, science and knowledge. Scholars and philosophers of the Arab-Islamic civilization had a systematic enrichment in employing music as a treatment, and an impact on the soul and the body.

4.8 WP3.4 Academic workshops for transferring know-how and skills & WP6.3b Promotional material & Dissemination Days (08.07.2021)

A questionnaire was prepared and was delivered to the participants through Google Forms after the workshop event organised by the University of Jordan (UJ) on 8 July 2021.

The main aim of this event was to review and approve as well as to carry out all the final work for the validation of the courses (validation procedure).

16 responses were received.

4.8.1 Analysis of scaled questions

The responses received can be found below in Figure 17 and Table 10. The majority of participants responded with a positive reply, marking the responses as Agree (27%), and Strongly Agree (40%), not above the appointed 70% threshold, suggesting that participants were overall satisfied with the effectiveness of the workshop.

Almost all questions received “Neutral” and negative responses. The most “Neutral” responses received the question: The event met my expectations (19%). The most “Disagree” responses received the question: The duration of the event was satisfactory (13%), while the question “I feel that the event achieved its objective to present the HEALING project’s aims and activities” received 25% “Fully Disagree” responses.

Table 10. Analysis of responses on 1-5 scale for the workshop event

	Count	1-Fully Disagree	2- Disagree	3- Neutral	4- Agree	5- Fully agree	weighted average
Overall Event experience							
The event was well planned and organized.	16	19%	6%	6%	38%	31%	71%
The event met my expectations.	16	19%	0%	19%	19%	44%	74%
The presenters' communication style kept me interested.	16	19%	6%	6%	31%	38%	73%
I feel that the event achieved its objective to present the HEALING project's aims and activities.	16	25%	0%	6%	25%	44%	73%
The agenda of the event was appropriate.	16	19%	0%	13%	38%	31%	73%
The duration of the event was satisfactory.	16	13%	13%	13%	25%	38%	73%
The methodologies used were effective.	16	19%	6%	6%	19%	50%	75%
The event was useful and had an added value.	16	19%	6%	6%	25%	44%	74%
	Avg.	19%	5%	9%	27%	40%	73%

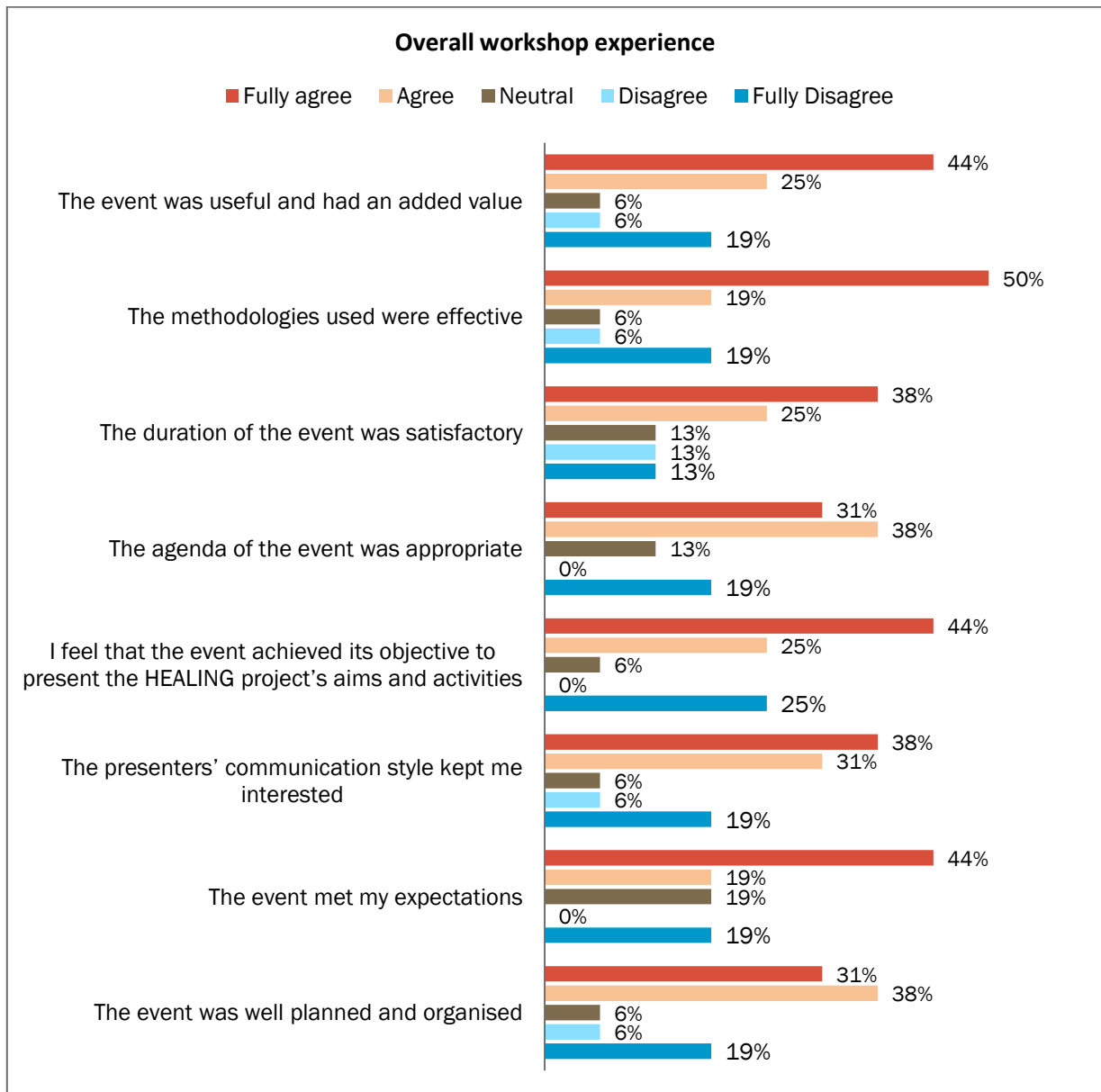


Figure 17: Analysis of responses on 1-5 scale for the Overall workshop experience

The additional comments that were received were positive.

One participant suggested that it would be better the workshop to *be presented in more animated way and involving method...the talking way is poor involving*.

4.9 WP3.4 Academic workshops for transferring know-how and skills & WP6.3b Promotional material & Dissemination Days (17.07.2021)

A questionnaire was prepared and was delivered to the participants through Google Forms after the workshop event organised by the Hashemite University on 17 July 2021.

The main aim of this event was to review and approve as well as to carry out all the final work for the validation of the courses (validation procedure).

38 responses were received.

4.9.1 Analysis of scaled questions

The responses received can be found below in Figure 18 and Table 11. The majority of participants responded with a positive reply, marking the responses as Agree (23%), and Strongly Agree (47%), equal to the appointed 70% threshold, suggesting that participants were overall satisfied with the effectiveness of the workshop.

All questions received “Neutral” and negative responses. The most “Neutral” responses received the question: The duration of the event was satisfactory (21%). The most “Disagree” responses received the question: The event met my expectations (16%), while the question “The presenters’ communication style kept me interested” received 16% “Fully Disagree” responses.

Table 11. Analysis of responses on 1-5 scale for the workshop event

	Count	1-Fully Disagree	2- Disagree	3- Neutral	4- Agree	5- Fully agree	weighted average
Overall Event experience							
The event was well planned and organized.	38	11%	13%	3%	16%	58%	79%
The event met my expectations.	38	5%	16%	5%	34%	39%	77%
The presenters’ communication style kept me interested.	38	16%	8%	3%	13%	61%	79%
I feel that the event achieved its objective to present the HEALING project’s aims and activities.	38	11%	13%	5%	21%	50%	77%
The agenda of the event was appropriate.	38	11%	13%	8%	29%	39%	75%
The duration of the event was satisfactory.	38	11%	11%	21%	26%	32%	72%
The methodologies used were effective.	38	11%	11%	13%	26%	39%	75%

	Count	1-Fully Disagree	2- Disagree	3- Neutral	4- Agree	5- Fully agree	weighted average
The event was useful and had an added value.	38	13%	5%	11%	16%	55%	79%
	Avg.	11%	11%	9%	23%	47%	77%

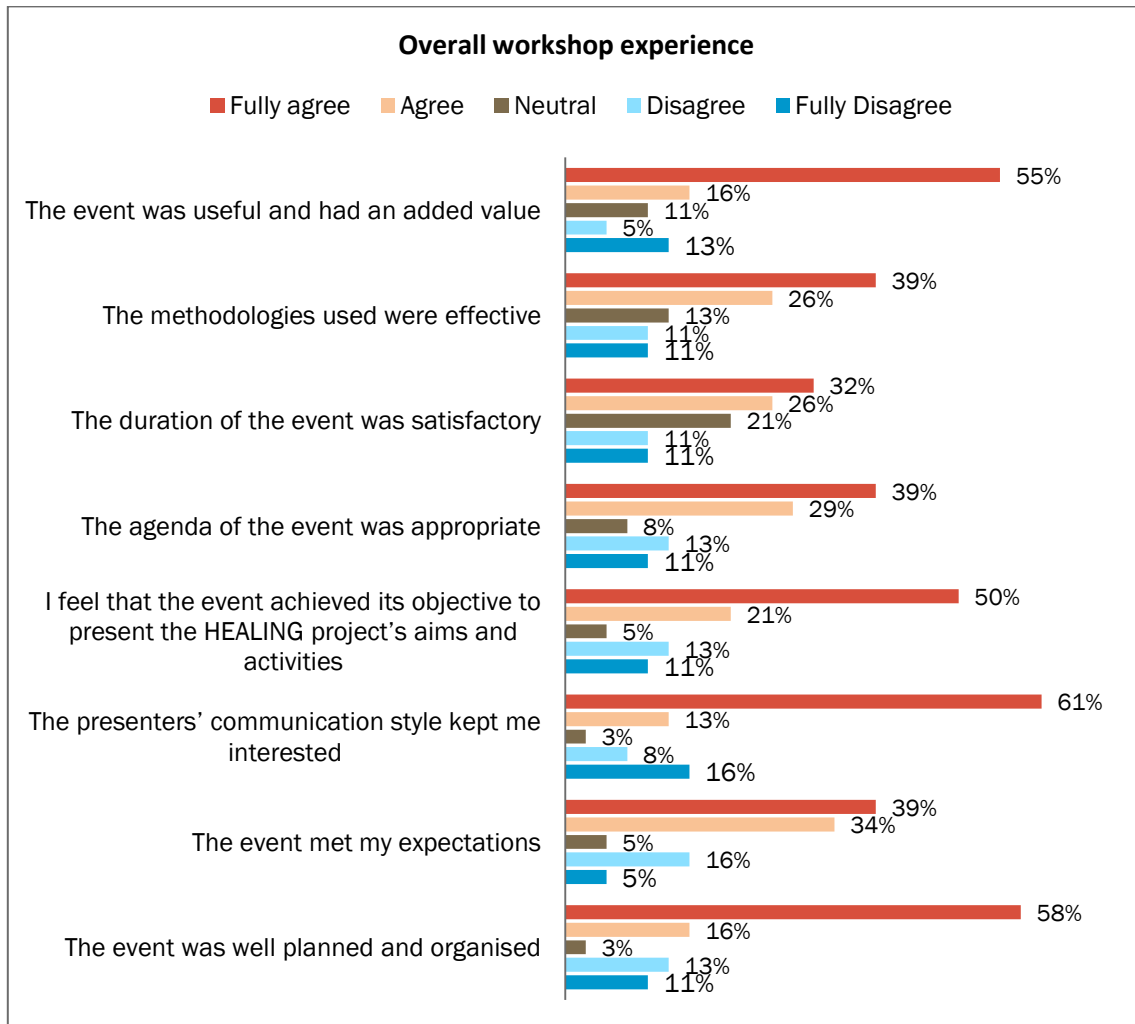


Figure 18: Analysis of responses on 1-5 scale for the Overall workshop experience

The additional comments that were received were positive. One participant stated that he/she is very interesting on the researches that have been done on the topic.

5. TRAINING EVALUATION

All Training workshops/seminars undergo an internal evaluation process by the participants/trainees. After the end of the training, each participant is asked to rate several aspects of the training in a questionnaire (using hardcopies or Google Forms). The questionnaires include closed questions as well as open-ended questions for remarks, comments and suggestions.

The questionnaire used consists of 4 sections. The 1st section (Overall training experience) contains 13 closed questions (in case of online training the questions are 10) on 5-point Likert scale, where respondents have to give a grade between 1 and 5, with 5 being the highest (Fully Agree) and 1 the lowest (Fully Disagree). The 2nd section (Opinion of the Trainers) contains 5 closed questions on 5-point Likert scale, where respondents have to give a grade between 1 and 5, with 5 being the highest (Fully Agree) and 1 the lowest (Fully Disagree). The 3rd section contains one closed Yes/No question asking if the training was appropriate for the level of experience of the participant. The 4th section contains 3 open-ended questions regarding: Topics that were not or insufficiently covered – Topics not relevant to the training – Best part of the training.

Room for suggestions or comments for making the program more effective was also made available.

At the beginning of the questionnaire respondents are asked to declare their organisation, for the purpose of ascertaining partner participation.

5.1 WP3.4 Academic workshops for transferring know-how and skills & & WP6.3b Promotional material & Dissemination Days (28.07.2021)

A questionnaire was prepared and was delivered to all the participants through Google Forms after the training that was held online on July 28, 2021 by the University of Brescia (UNIBS), University of Sousse (US) and University of Jordan (UJ).

The main **aim** of this training was to introduce HEALING project, its expected outcomes and to introduce the trainees about the importance of art therapy in their lives, which was mediated by drama and its role in relieving tension and anxiety that effectively control the life of society.

27 responses were received. The participants mainly were: HEALING Project Partners, Academics, Staff from related field, Students, relevant Stakeholders, NGOs, etc.

The responses given by the participants are analysed below.

5.1.1 Analysis of scaled questions

The responses received can be found below in Figures 19, 20 and 21 and Table 12. Most participants responded with a positive reply, marking the responses as Agree (50%), and Strongly Agree (35%) overall, for both sections. On average there was 84% agreement with the statements of the 2 sections, well above the appointed 70% threshold, suggesting that participants were overall satisfied with the effectiveness of the training webinar and the trainers.

In the first section of questions, about the overall experience about training, the majority of the answers are Fully Agree (36%) and Agree (50%). All questions have received at least one “Neutral”. Only one question received a negative (Disagree) response by one participant. That question was: “The training was well planned and organized”.

In the second section of questions about the participants’ opinion of the trainers/presenters, the response rates are mostly Fully Agree (33%) and Agree (49%) responses, while a 15% percentage is Neutral and a small percentage replied Disagree (3%). The Disagree statement that was made by four participants was for the questions: “The trainer encouraged participation, interaction and answered questions clearly” and “The trainer’s communication style kept me focused and interested”.

Almost all participants agreed that the training was appropriate for their level of experience.

Table 12. Analysis of responses on 1-5 scale for the Training workshop

	Count	1-Fully Disagree	2- Disagree	3- Neutral	4- Agree	5- Fully agree	weighted average
Section 1. Overall Training experience							
The training was well planned and organized.	27	0%	4%	7%	48%	41%	85%
The chosen teleconference platform was suitable.	27	0%	0%	7%	52%	41%	87%
The objectives of the training were clearly defined and met.	27	0%	0%	11%	52%	37%	85%
The training content was well organised.	27	0%	0%	26%	33%	41%	83%
The topics of the training were clear and easy to follow.	27	0%	0%	22%	33%	44%	84%
The length of training was sufficient.	27	0%	0%	4%	63%	33%	86%
The training enhanced my understanding on the subject.	27	0%	0%	4%	63%	33%	86%
The training was relevant to my needs.	27	0%	0%	19%	56%	26%	81%
The training will be useful to me and my professional growth.	27	0%	0%	15%	41%	44%	86%

	Count	1-Fully Disagree	2- Disagree	3- Neutral	4- Agree	5- Fully agree	weighted average
Training met my expectations.	27	0%	0%	19%	59%	22%	81%
	Avg. 1	0%	0%	13%	50%	36%	84%
Section 2. Opinion of the trainers/presenters							
The trainer was knowledgeable about the training topic.	27	0%	0%	7%	48%	44%	87%
The trainer succeeded to explain and illustrate concepts	27	0%	0%	7%	52%	41%	87%
The topics were presented in a clear and understandable manner.	27	0%	0%	19%	52%	30%	82%
The trainer encouraged participation, interaction and answered questions clearly.	27	0%	11%	19%	48%	22%	76%
The trainer's communication style kept me focused and interested.	27	0%	4%	22%	44%	30%	80%
	Avg. 2	0%	3%	15%	49%	33%	83%
	Avg. 1,2	0%	1%	14%	50%	35%	84%

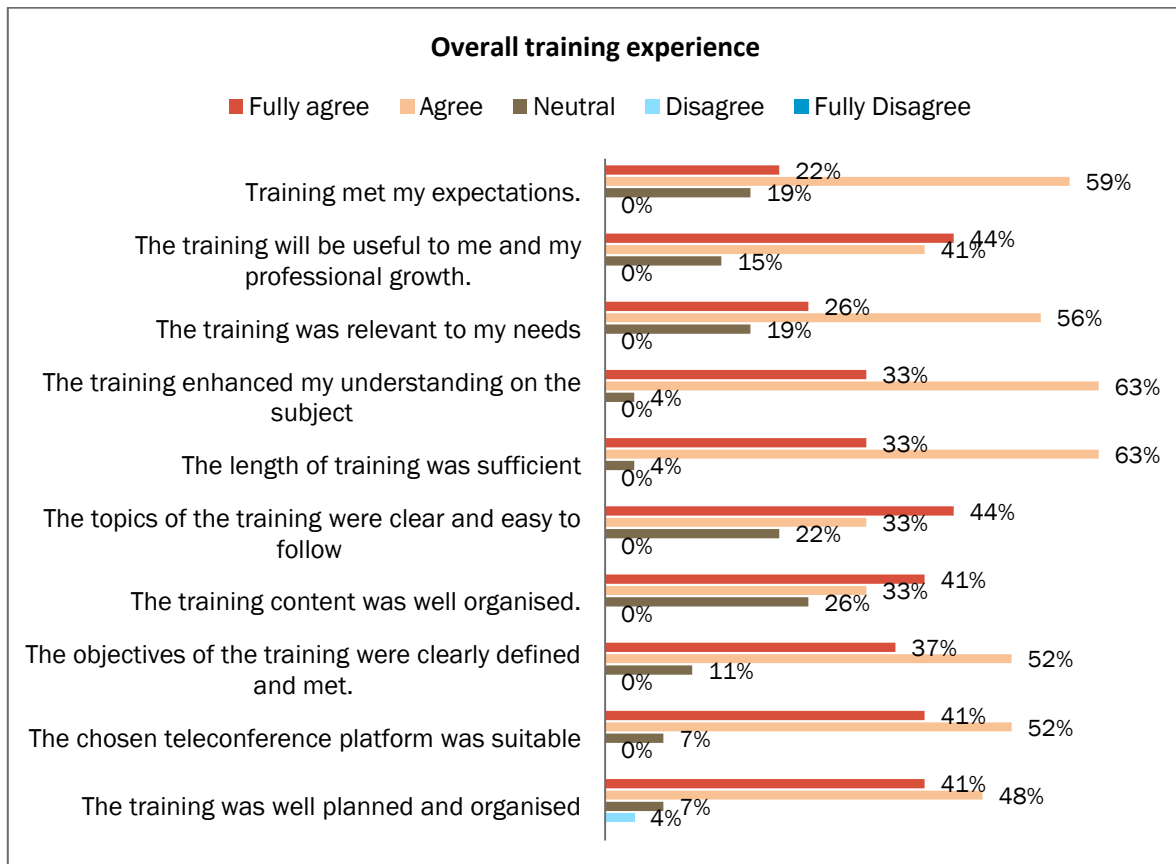


Figure 19. Analysis of responses on 1-5 scale for the Overall Training experience

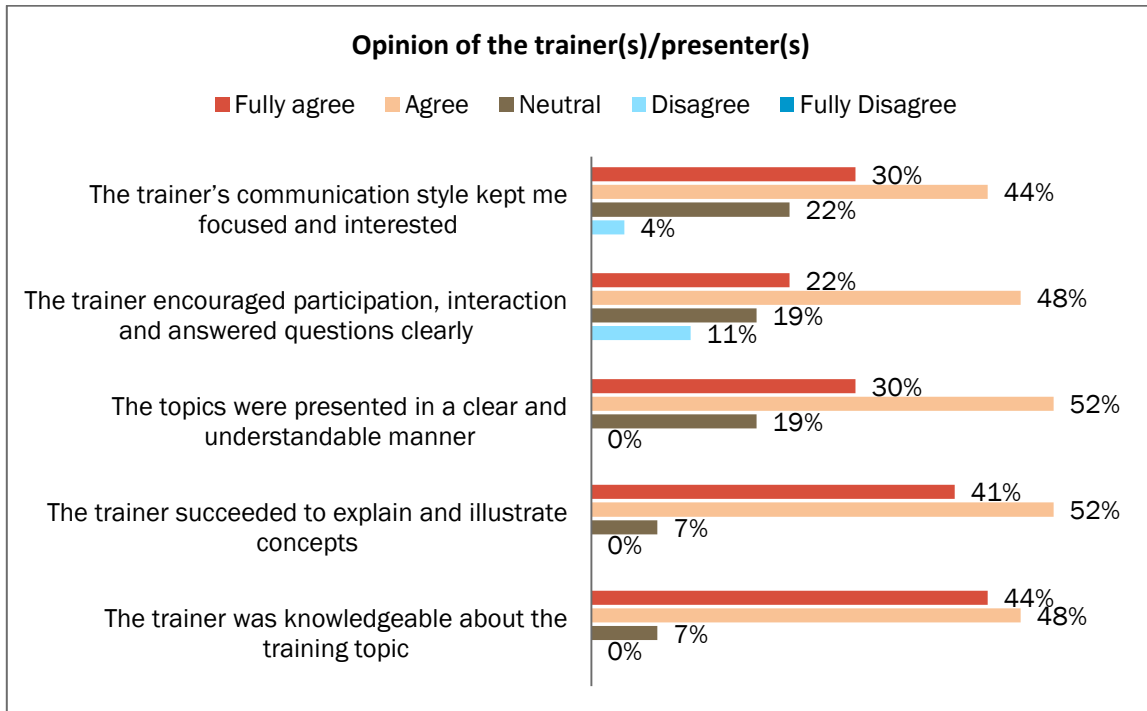


Figure 20. Analysis of responses on 1-5 scale for the opinion of the trainers/presenters



Figure 21: Analysis of responses on Yes-No scale for the appropriateness of the training according to the level of participants' experience

By analyzing the rates the questions received, we observe that 7 out of 10 questions have a range from 3-5.

By analysing the weighted averages for each question on both sections, we observe that the lowest rated question was “The trainer’s communication style kept me focused and interested” (80%), whereas the highest result came for the questions “The chosen teleconference platform was suitable”, “The trainer was knowledgeable about the training topic” and “The trainer succeeded to explain and illustrate concepts” (87%).

5.1.2 Open ended questions

In this section of the questionnaire, participants were asked to write suggestions or opinions about any of the aspects covered in the other questions or about issues not yet analysed. It must be noted that the following analysis concerns specific responses received, since most questions were either remained unanswered or received a general response.

Which topics were not covered or insufficiently covered, in your opinion?

Many of respondents of this question either did not answer or gave a general answer (24/27 answers). The following analysis concerns the specific received responses.

The responses on this question show that the topics that were insufficient covered were: Art therapy for stress and anxiety, Music as well as Practical aspects.

Which topics were not relevant in your opinion?

All respondents of this question either did not answer or gave a general answer.

What did you like best about the training?

Many respondents of this question either did not answer or gave a general answer (25/27 answers). The specific received responses are the following:

The quality of the presentations

The evidence based section on Giovani’s presentation

Art therapy with schizophrenia

The combination between psychology and Arts

Features of Music Therapy (Mr Rami Haddad)

What suggestions or comments do you have for making the program more effective?

Many of respondents of this question either did not answer or gave a general answer (19/27 answers). The following analysis concerns the specific received responses.

In this question we received many general responses where participants' expressed their thanks to the whole organization and implementation of that very useful and interesting workshop. According to the specific received responses the workshop helped participants a lot to their personal development and provided them very useful advices. The specific answers that we received are the following:

Having more evidence based info

If the audio was better the workshop would be more enjoyable and beneficial

More training sessions with cases presentation and practice

How to make therapy by sport

To have a chance for more discussion

Respecting the time and trying to manage it with a way that can give the opportunity to everyone to participate

This workshop is interesting and I think that could be richer with more sessions

More research on the art therapy included